



District Report Card: 2017


State: Delhi	District: North West Delhi
Class: 8	Subject: Language
Schools: 50	Students: 1210


Participation/Coverage


Students

<div>GENDER</div> <div></div>	Boys				Girls			
	Number		%		Number		%	
	489		40.41		721		59.59	

<div>AREA</div> <div></div>	Rural				Urban			
	Number		%		Number		%	
	487		40.25		723		59.75	

<div>CATEGORY</div> <div></div>	SC		ST		OBC		GEN	
	Number	%	Number	%	Number	%	Number	%
	229	18.93	0	0.00	100	8.26	881	72.81

<div>CWSN</div> <div></div>	LD	VI	HI	S&LD	ID	Oth
	0	0	0	1	0	1

<div>Management</div> <div></div>	Government			Government-aided		
	Number		%	Number		%
	1210		100.00	0		0.00

Average Performance of Students in Language (%)

Overall	Gender		Area		Management		Social Group			
	Male	Female	Rural	Urban	Govt.	Aided	SC	ST	OBC	GEN
56.25	53.62	58.03	57.48	55.42	56.25	0.00	54.85	0.00	61.27	56.04

Performance on Learning Outcomes (LOs)

Learning Outcomes	Description	Average Performance(%)
L813	Read textual/non-textual materials with comprehension and identifies the details, characters, main idea and sequence of ideas and events while reading	56.25

Range of Performance of Students who Answered Correctly							
Below 30%		30% - 50%		50% - 75%		Above 75%	
Number	%	Number	%	Number	%	Number	%
137	11.32	307	25.37	566	46.78	200	16.53

Lowest Performing Learning Outcomes (LOs)

1 - Read textual/non-textual materials with comprehension and identifies the details, characters, main idea and sequence of ideas and events while reading (56.25)